

Pollworkers – Assisting UW-Madison Students

Early Voting and Election Day Voting

1. Registration and Proof of Residence
2. Voter ID and Proof of Enrollment



Registration and POR

1. Registration and Proof of Residence



Wisconsin Qualifications

- ★ U.S. citizen
- ★ Not on probation or parole for a felony
- ★ 18 Years old or older
- ★ Resident for 28 days by Election Day



Wisconsin Qualifications

17 year olds are not eligible to vote in any election.



Residency

**Residency for tuition purposes
has no connection to Wisconsin
residency for voting purposes.**

Registration Form

- ★ Take great care with a registration form.
- ★ It's a legal document.
- ★ Writing must be legible.

Wisconsin Voter Registration Application Please complete legibly. Additional instructions on reverse. Please return your completed form to your municipal clerk.

Qualifications please check each box if <u>YOU</u> :	1 If you cannot check every box, do NOT complete this form. <input type="checkbox"/> Are a citizen of the United States* <input type="checkbox"/> Have resided at the address provided below for at least 10 consecutive days prior to the election and do not currently intend to move. <input type="checkbox"/> Will be at least 18 years old on or before Election Day* <input type="checkbox"/> Are not currently serving a sentence including incarceration, parole, probation, or extended supervision for a felony conviction.*
Your Name	2 Last * _____ Suffix (Mr., Jr., etc.) _____ First * _____ Middle * _____
About You phone number and email are optional	3 Date of Birth (MM/DD/YYYY) * _____ Phone Number (_____) _____ Email Address _____
The Address Where You Live your residential voting address, which cannot be a P.O. Box If you do not have a street address, please use the map on the back of this form.	4 Street Address * _____ Apt./Room # * _____ City/Town/Village of * _____ WI _____ Zip * _____ Mailing Municipality (if different) _____ Are you a military or overseas voter? <input type="checkbox"/> Military <input type="checkbox"/> Permanent Overseas
Your Mailing Address if different from above	5 Street Address (or P.O. Box) _____ City/State/County/Zip _____
Prior Registration Information complete this (even if you are updating your registration due to a change in name or address)	6 Full Name on Previous Registration _____ Full Address on Previous Registration (if known) _____ *City: _____ *State: _____
Identification (check the box that applies to you) WI Driver License or ID number required if unexpired and valid. SSN required if DUID received or never issued.	7 <input type="checkbox"/> I have an unexpired and valid WI Driver License or WI DUID issued in _____ Provide number and expiration date below: _____ * Expiration Date: ____/____/____ <input type="checkbox"/> I do not have a valid WI Driver License or WI DUID issued in _____ Provide the last four digits of your Social Security Number: XXX-XX-_____* <input type="checkbox"/> I have neither a valid WI Driver License nor a Social Security Number (see back for more information and next steps)
Proof of Residence military and permanent overseas voters are not required to provide proof of residence.	8 <input type="checkbox"/> Vote a must provide a proof of residence document when registering to vote. Please check this box to affirm that you are providing a copy of a valid form of proof of residence with this application. Examples include: a copy of a valid and unexpired Wisconsin Driver License or ID Card, a utility bill, a paycheck stub, or correspondence from a unit of government (see back of application for additional information and examples).
Signature and Certification	9 By signing below, I hereby certify that, to the best of my knowledge, I am a qualified elector, having resided at the above residential address for at least 10 consecutive days immediately preceding this election, that I am in my present, habit of mind, and I have not voted in this election. I also certify that I am not otherwise disqualified from voting and that all statements on this form are true and correct. If I have provided false information, I may be subject to fine or imprisonment under State and Federal laws. X _____ * _____ Today's Date _____ Voter Signature
Assistant If someone assisted you by signing this form, they must complete this section.	10 X _____ Assistant Address _____ Assistant Signature
This Section for Voters Use Only.	
Proof of Residence (Type) WI DUID WI HII DUID RANK/CDI PYSOC S DNT ID GOV LICC IS- GOV ID EMP ID RES CARE TAX HHSR	
Proof of Residence Issued by _____ Proof of Residence # _____ Date Completed/PCR Received _____ Election Day/Vote Number _____	
What:	Who: 4 or 2:
WisVote ID # _____	<input type="checkbox"/> Submitted by Mail X _____ Clerk's Signature
Confidential Elector ID # _____	X _____ 2nd Clerk's Signature

EL-19 (REV 2-19-15)

Registration Form

★ It must be complete

★ A second Election Official should check and sign it.

Wisconsin Voter Registration Application Please complete legibly. Add any instructions or remarks. Please when you completed form to your jurisdiction clerk.

You cannot check every box. DO NOT complete this form.

Qualifications Please check each box if YOU :	<input type="checkbox"/> Are a citizen of the United States* <input type="checkbox"/> Will be at least 16 years old or below Election Day* <input type="checkbox"/> Have resided at the address provided below for at least 10 consecutive days prior to Election Day and do not currently serve a sentence including probation, parole, detention, or another supervision for a felony conviction
Your Name	Last: * _____ Suffix (if any): _____ First: * _____ Middle: * _____
About You <small>(please number any missed or optional)</small>	Date of Birth (MM/DD/YYYY) * _____ Phone Number (_____) _____ Email Address: _____
The Address Where You Live <small>your residential voting address, which cannot be a P.O. Box</small>	Street Address * _____ Apt/Room * _____ City/Town/Village of * _____ WI _____ Zip * _____ <small>If you do not have a street address, please use the map on the back of this form.</small>
Your Mailing Address <small>If different from above</small>	Street Address (or P.O. Box) _____ City/Town/Village/Zip _____
Prior Registration Information <small>complete this field if you are updating your registration due to a change in name or address</small>	Full Name on Previous Registration: _____ Full Address on Previous Registration (if known): _____ *City: _____ State: _____
Identification <small>(check the box that applies to you)</small>	<input type="checkbox"/> Have an unexpired and valid WI Driver License or REAL ID issued 11/1/2020. Provide number and expiration date below: _____ * Expiration Date: ____/____/____ <input type="checkbox"/> Do not have a valid WI Driver License or REAL ID issued 11/1/2020. Provide the last four digits of your Social Security Number: XXX-XX-_____* <input type="checkbox"/> Have neither a valid WI Driver License nor a Social Security Number (see back for more information and next steps)
Proof of Residence <small>village and permanent addresses where are not required to provide proof of residence</small>	<input type="checkbox"/> Voter must provide a proof of residence document when registering to vote. Please check this box to affirm that you are providing a copy of a valid form of proof of residence with this application. Examples include: a copy of a title and unexpired Wisconsin Driver License or ID Card, a utility bill, a paycheck stub, or correspondence from a unit of government (see back of application for additional information and examples).
Signature and Certification	By signing below, I hereby certify that to the best of my knowledge, I am a qualified elector, having resided at the above residential address for at least 10 consecutive days immediately preceding this election, that I have no present or future conviction and I have not voted at this election. I also certify that I am not otherwise disqualified from voting and that all statements on this form are true and correct. If I have provided false information, I may be subject to fine or imprisonment under State and Federal laws.
Assistant <small>(reference required you signing the form if you are completing this online)</small>	<input checked="" type="checkbox"/> Assistant Signature: _____ Today's Date: ____/____/____ <input type="checkbox"/> Assistant Address: _____
This section is for the Election Day	
<small>Print or scan barcode type: WIDE WID1 DEB 03/04/2017 PWCK 8 11/11 10/10 01/01 01/01 01/01 01/01 01/01 01/01</small>	
What:	Who: 4 of 2:
Member ID #: _____ <input type="checkbox"/> Submitted by Mail Confidential E-mail ID #: _____	Date Completed (MM/DD/YYYY) _____ Election Day (MM/DD/YYYY) _____ <input checked="" type="checkbox"/> Official's Signature <input checked="" type="checkbox"/> 2nd Official's Signature

© 2017-2023 Wisconsin Statewide Election Administration

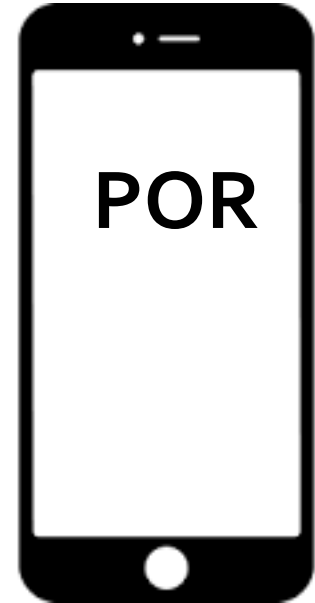
POR needed to register

- ★ Proof of residence must be shown
- ★ Any UW web page is a government document.



POR = Proof of Residence

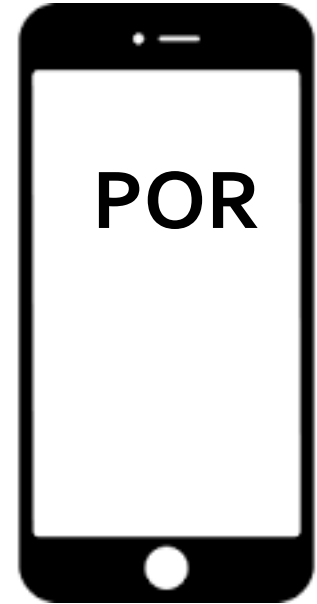
★ POR can be presented electronically or on paper.



POR = Proof of Residence

★ For POR, UW-Madison
students can use:

go.wisc.edu/Address



POR – student's address page

- go.wisc.edu/address
- Student logs in
- Addresses page appears

8:43

Done madison.sis.wisc.edu

Profile

Addresses

Buckingham Badger

Home Address

Address	From
123 Badger Den Rd Chippewa Falls WI 54729 Chippewa	Current >

Mailing Address

Address	From
---------	------

Updating to the current address

Alternate path, using the
Wisconsin App or a browser:

MyUW > Student Center >
Profile > Addresses

8:43

Done madison.sis.wisc.edu

Profile

Addresses

Buckingham Badger

Home Address

Address	From
123 Badger Den Rd Chippewa Falls WI 54729 Chippewa	Current >

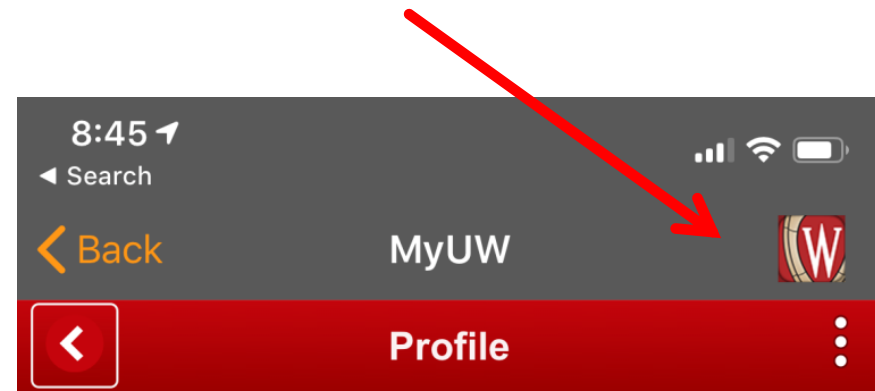
Mailing Address

Address	From
---------	------

The Addresses page is a government document, indicated by either:

wisc.edu web address
(via go.wisc.edu/address)

or UW-Madison logo
(via Wisconsin App)



Addresses

Buckingham Badger

← Full name →

Buckingham Badger

Home Address

+	
Address	From
1000 Park Street, Madison, WI 53706	

Addresses

Buckingham Badger

Home Address

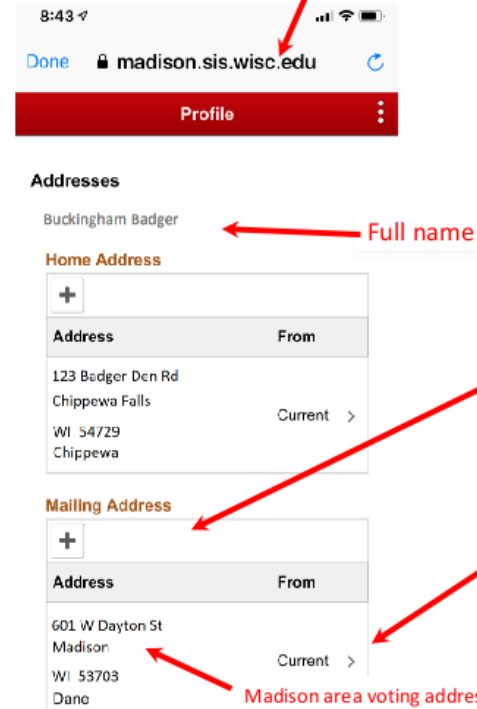
+	
Address	From
1000 Park Street, Madison, WI 53706	

The student can update it to show their current Madison address.

Printed POR visual guide → is available at go.wisc.edu/LWV.

Proof of Residence for UW-Madison Students living in the City of Madison
For use during 2020 Election Days at polling places

Student Center is a government document, which is shown by the UW web page URL



- 1) The student goes to go.wisc.edu/address and logs in. Full path is MyUW> Student Center> Profile> Addresses.
 - 2) Student Center is a government document, indicated by either
 - the UW web page URL (if a browser is used)
 - or UW logo (if the Wisconsin App is used) (not shown here)
 - 3) To register using student's Madison area address: If address needs updating, scroll down to **Mailing Address**, which UW intends to be used. Click "Current". Update the address in the popup window. Click SAVE to close the window.
- This returns to the Addresses screen, which can be used as Proof of Residence.

On the bottom of the voter's registration form, document Proof of Residence, ward number, Election Day voter number, and pollworker signature (7 entries.)

Issuing entity	Circle Gov Doc	Date	Voter number
Proof of Residence Type: DL WI ID UTIL RANK/ CC PYCK ST/INT ID GOV DOC LSE CCV ID FMP/ ID RES CARE TAX HMLSS			
Proof of Residence Issuing Entity: UW-Madison	Proof of Residence: N/A	Date Completed/POR Received: Today's date	Election Day Voter Number: 538
WisVote ID # _____	<input type="checkbox"/> Submitted by Mail	X George Washington Official's Signature	
Confidential Factor ID # 49	Ward: _____	City: _____	City: _____
Ward number: 49	N/A, since there is no # on this document		Pollworker signature

8:43



Done madison.sis.wisc.edu

Profile

Addresses

Buckingham Badger

Home Address

+	
Address	From
123 Badger Den Rd Chippewa Falls WI 54729 Chippewa	Current >

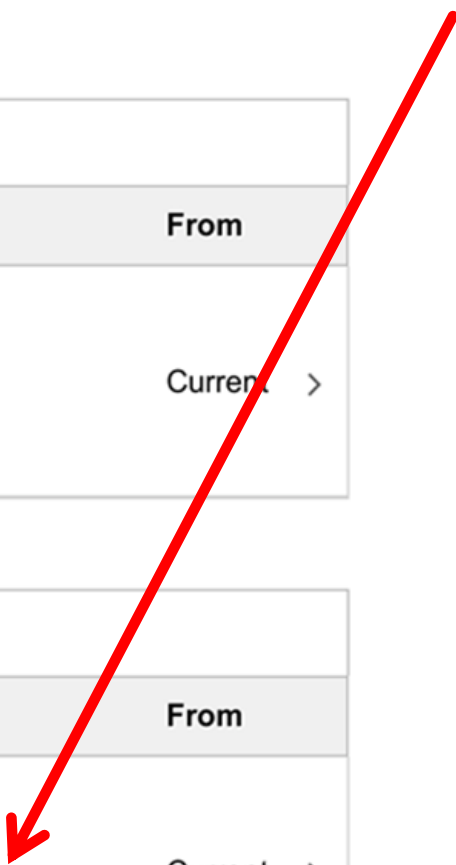
Mailing Address

+	
Address	From
601 W Dayton St Madison WI 53703 Dane	Current >

To update the address:

Scroll down to Mailing Address

Click in the large box that has the mailing address.



A window pops up.

Update the address in the popup window.

Click SAVE



Cancel **Edit Address** Save

Type Mailing

*Country

*Address 1

Address 2

Address 3

City

State

Postal

County

8:43



Done madison.sis.wisc.edu

Profile

Addresses


Buckingham Badger

Home Address

Address	From
123 Badger Den Rd Chippewa Falls WI 54729 Chippewa	Current >

Mailing Address

Address	From
601 W Dayton St Madison WI 53703 Dane	Current >



For early voting, check the address at **MyVote.wi.gov** to ensure it is the City of Madison.

For Election Day registrations, check that the address is in your ward.

After you witness POR, document it

Document POR on the bottom of the registration form.

Documentation during early voting is a little different from Election Day documentation.

Wisconsin Voter Registration Application Please complete legibly. Additional instructions on reverse. Please return your completed form to your municipal clerk.

Qualifications please check each box if <u>YOU</u> :	1 If you cannot check every box, do NOT complete this form. <input type="checkbox"/> Are a citizen of the United States* <input type="checkbox"/> Have resided at the address provided below for at least 10 consecutive days prior to the election and do not currently intend to move. <input type="checkbox"/> Will be at least 18 years old on or before Election Day* <input type="checkbox"/> Are not currently serving a sentence including incarceration, parole, probation, or extended supervision for a felony conviction.
Your Name	2 Last: * _____ Suffix (Mr., II, etc.): _____ First: * _____ Middle: * _____
About You phone number and email are optional	3 Date of Birth (MM/DD/YYYY): * _____ Phone Number: (____) _____-_____ Email Address: _____
The Address Where You Live your residential voting address, which cannot be a P.O. Box <small>If you do not have a street address, please use the map on the back of this form.</small>	4 Street Address: * _____ Apt./Room #: * _____ City/Town/Village of: * _____ WI _____ Zip: * _____ Mailing Municipality (if different): _____ Are you in the military or postal service? <input type="checkbox"/> Military <input type="checkbox"/> Permanent Overseas
Your Mailing Address if different from above	5 Street Address (or P.O. Box): _____ City/State/County/Zip: _____
Previous Registration Information complete this field if you are updating your registration due to a change in name or address	6 Full Name on Previous Registration: _____ Full Address on Previous Registration (if known): _____ *City: _____ *State: _____
Identification <small>(check the box that applies to you)</small>	7 <input type="checkbox"/> I have an unexpired and valid WI Driver License or WI IDID issued in _____ Provide number and expiration date below: _____ * Expiration Date: ____/____/____ <input type="checkbox"/> I do not have a valid WI Driver License or WI IDID issued in _____ Provide the last four digits of your Social Security Number: XXX-XX-_____* <input type="checkbox"/> I have neither a valid WI Driver License nor a Social Security Number (see back for more information and next steps)
Proof of Residence <small>military and permanent overseas voters are not required to provide proof of residence.</small>	8 <input type="checkbox"/> I am providing a copy of a valid and unexpired Wisconsin Driver License or ID Card, a utility bill, a paycheck stub, or correspondence from a unit of government (see back of application for additional information and examples). <input type="checkbox"/> I am certifying that I am not otherwise disqualified from voting and that all statements on this form are true and correct. If I have provided false information, I may be subject to fine or imprisonment under State and Federal laws.
Signature and Certification	9 X _____ * _____ Today's Date: ____/____/____ Voter Signature
Assistant <small>If someone assisted you by signing this form, they must complete this section.</small>	10 X _____ Assistant Signature _____ Assistant Address: _____
This Section for Use Only Proof of Residence (Type) WDI WII DIB BANK/CC PYCK S/DNI ID GOV LICG IR- GOV ID EMPL ID RES CARE TAX HHSR Proof of Residence Issued - by: _____ Proof of Residence #: _____ Date Complete/POR Received: ____/____/____ Election Day Vote Number: _____	
What:	Who: 4 or 2: _____ Via Vote ID #: _____ Submitted by Mail: <input type="checkbox"/> _____ Confidential Elector ID #: _____ City or State Signature: X _____ 2nd Citizen Signature: X _____

EL-15 (REV 2-15-15)

Early Voting documentation – 6 entries

POR: G for Gov Doc, Issuing Entity, N/A for POR #.

Today's date, your signature and location.

G for Govt Document

Issuing Entity

Date

Registrar signature & location

This Section for Official Use Only													
Proof of Residence Type	WI DL	WI ID	UTIL	BANK/CC	PYCK	STDNT ID	GOV DOC	LSE	GOV ID	EMPL ID	RES CARE	TAX	HMLSS
Proof of Residence Issuing Entity				Proof of Residence #			Date Complete/POR Received		Election Day Voter Number				
What: G	Who: UW-Madison			4 or 2: N/A			today's date						
WisVote ID # _____				<input type="checkbox"/> Submitted by Mail				X <u>George Washington</u> Official's Signature					
Confidential Elector ID # _____								X <u>Union South</u> 2nd Official's Signature					
Ward	Sch. District	Alder	City Supr.	Ct. Of App.									

EL-131 (REV 2019-12)

Enter N/A, since there is no student number on POR document

Early Voting documentation – 6 entries

POR: G for Gov Doc, Issuing Entity, N/A for POR #.

Today's date, your signature and location.

G for Govt Document

Issuing Entity

Date

Registrar signature & location

This Section for Official Use Only													
Proof of Residence Type	WI DL	WI ID	UTIL	BANK/CC	PYCK	STDNT ID	GOV DOC	LSE	GOV ID	EMPL ID	RES CARE	TAX	HMLSS
Proof of Residence Issuing Entity				Proof of Residence #			Date Complete/POR Received			Election Day Voter Number			
What: G	Who: UW-Madison			4 or 2: N/A			today's date						
WisVote ID # _____				<input type="checkbox"/> Submitted by Mail				X <u>George Washington</u> Official's Signature					
Confidential Elector ID # _____								X <u>Union South</u> 2nd Official's Signature					
Ward	Sch. District	Alder	City Supr.	Ct. Of App.									

EL-131 (REV 2019-12)

Enter N/A, since there is no student number on POR document

Election Day documentation – 8 entries

POR: G for Gov Doc, Issuing Entity, N/A for POR #.

Today's date, your signatures, and ward number.

Voter number entered by Official issuing ballot.

G for Govt Document Issuing Entity N/A, since there is no # on POR document Date Voter # entered by Official issuing ballot

This Section for Official Use Only													
Proof of Residence Type	WI DL	WI ID	UTL	BANK/CC	PYCK	ST DNT ID	GOV DOC	LSE	GOV ID	EMPL ID	RES CARE	TAX	HMLSS
Proof of Residence Issuing Entity				Proof of Residence #			Date Complete/RR Received			Election Day Voter Number			
What: G	Who: UW-Madison			4 or 2: N/A			today's date			538			
WisVote ID # _____						<input type="checkbox"/> Submitted by Mail			X <u>George Washington</u> Official's Signature				
Confidential Elector ID # _____									X <u>Betsy Ross</u> 2nd Official's Signature				
Ward	Sch. District	Alder	Cty. Supr.	Ct. Of App.									
49													

EL- (REV 2019-12)

Ward Number 2nd check – Pollworker signature Pollworker signature

Election Day documentation – 8 entries

POR: G for Gov Doc, Issuing Entity, N/A for POR #.

Today's date, your signatures, and ward number.

Voter number entered by Official issuing ballot.

G for Govt Document Issuing Entity N/A, since there is no # on POR document Date Voter # entered by Official issuing ballot

This Section for Official Use Only													
Proof of Residence Type	WI DL	WI ID	UTL	BANK/CC	PYCK	ST DNT ID	GOV DOC	LSE	GOV ID	EMPL ID	RES CARE	TAX	HMLSS
Proof of Residence Issuing Entity				Proof of Residence #			Date Complete/RR Received			Election Day Voter Number			
What: G	Who: UW-Madison			4 or 2: N/A			today's date			538			
WisVote ID # _____						<input type="checkbox"/> Submitted by Mail			X <u>George Washington</u>				
Confidential Elector ID # _____									Official's Signature				
Ward	Sch. District	Alder	Cty. Supr.	Ct. Of App.		X <u>Betsy Ross</u>							
49						2nd Official's Signature							

EL- (REV 2019-12)

Ward Number 2nd check – Pollworker signature Pollworker signature

I lost my phone!

**Temporary log-in directions:
go.wisc.edu/TempLogin.**

Or

**UW certified housing list:
Used as POR, with a Student ID
(either a Wiscard or Student Voter ID).
This is coded as "H" on the form.**

I lost my phone!

**Temporary log-in directions:
go.wisc.edu/TempLogin.**

Or

**UW certified housing list:
Used as POR, with a Student ID
(either a Wiscard or Student Voter ID).
This is coded as "H" on the form.**

Review - Registration and POR

Review:

- go.wisc.edu/Address or Wisconsin App
- Gov Doc
- Student can update their address
- Document POR on bottom of the form

Voter ID and POE

2. Voter ID and Proof of Enrollment



Voter ID for UW-Madison Students

NOT Acceptable:

- Standard “Wiscard”
(no signature, expires in 5 yrs)
- Out-of-state ID



Voter ID for Students

Acceptable for anyone,
including students:

WI DL or DOT-issued ID,
passport, tribal ID,
military or veterans ID,
naturalization papers

For voter ID, the address does not matter.



Voter ID for UW-Madison Students

Free - student voter ID
Get it at Union South Wiscard office



Voter ID for UW Students

Special student voter ID meets specs in law for student voter ID card:

- Issue date
- Expiration date
2 yrs. after issue date
- Signature
- Picture



**Alternative: Quickly
download a student voter ID**

VoterID.wisc.edu

Go to voterID.wisc.edu, then log in as usual



Login

NetID

[Forgot NetID](#)

Ex: bbadger

Password

[Forgot password](#)

Log In

COVID-19 Resources

- [Smart Restart Website](#)
- [COVID-19 Health Screen](#)
- [Badger Pledge for Students](#)

Need help?

- [Activate your NetID](#)
- [Modify your account](#)
- [Contact the Help Desk](#)

Choose download or email

VOTER ID CARD

- To vote in Wisconsin, you must be a U.S. citizen, at least 18 years old, and registered to vote at your current address.
- You must print and sign the ID document. (Need a printer? [Make an appointment](#))
- If you will be requesting an absentee ballot at MyVote.wi.gov, you can take a picture of the signed ID and upload the image when prompted.
- If you will be voting in person, you will need to present the physical paper card to the poll worker.
- Voter compliant ID cards can also be obtained at the Wiscard office in [Union South](#).
- The UW-Madison voter compliant ID card is valid for voting purposes only.

If you have questions, please contact the Wiscard office at wiscard_id@union.wisc.edu or visit [the Wiscard office](#).

DOWNLOAD THE VOTER ID CARD

or

EMAIL MY VOTER ID CARD TO ME

pdf with ID

VoterId.pdf (SECURED) - Adobe Acrobat Reader DC

File Edit View Sign Window Help

Home Tools VoterId.pdf (SECUR... x

📄 ☆ ☁️ 🖨️ 🔍 ⬆️ ⬇️ 1 / 1 🖱️ 🖐️ ⌵ ⬆️ 100% 📄 ⬇️ 🗨️ ✍️ 🖋️ 📄



Here is your UW-Madison voter compliant ID card.

1. Carefully read all information provided below.
2. Print this document on any printer.
3. Sign your name in the white box above the date issued.
4. Present the physical card to the poll worker for in-person voting.

THIS CARD DOES NOT REGISTER YOU TO VOTE!

Things you need to know about voting and using the UW-Madison Voter Identification Card.

- To vote in Wisconsin, you need to be a U.S. citizen, at least 18 years old, registered to vote at your current address, and present an acceptable photo ID when you vote. If you meet these requirements, you may use this card to verify your identity when you vote. The Wiscard is NOT acceptable for voting.

In person voting: print, and sign.

VoterId.pdf (SECURED) - Adobe Acrobat Reader DC

File Edit View Sign Window Help

Home Tools VoterId.pdf (SECUR... x



Here is your UW-Madison voter compliant ID card.

1. Carefully read all information provided below.
2. Print this document on any printer.
3. Sign your name in the white box above the date issued.
4. Present the physical card to the poll worker for in-person voting.

THIS CARD DOES NOT REGISTER YOU TO VOTE!

Things you need to know about voting and using the UW-Madison Voter Identification Card.

- To vote in Wisconsin, you need to be a U.S. citizen, at least 18 years old, registered to vote at your current address, and present an acceptable photo ID when you vote. If you meet these requirements, you may use this card to verify your identity when you vote. The Wiscard is NOT acceptable for voting.

Voter ID for Students

In June 2020, a federal court ruled that an expired student voter ID can be used if:

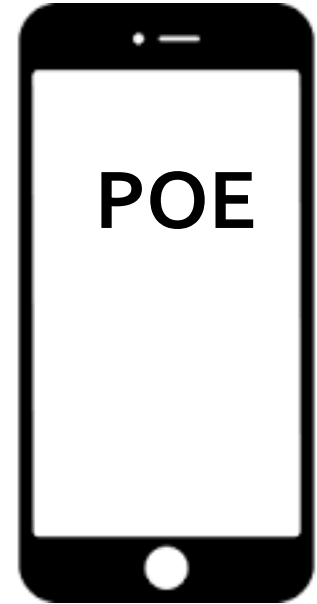
It meets the specs.

And if the student presents proof of enrollment.



Electronic POE

- ★ **Proof of enrollment (POE) can be presented electronically or on paper.**
- ★ **It is only required if the student ID is expired.**



POE from go.wisc.edu/verify

- go.wisc.edu/Verify
- Student logs in

Student Name

“Certify Enrollment Status”

When used as POE, the address does not matter.

UW-MADISON
Favorites | Main Menu

go to ...

Class Search / Course Catalogs | Course Enrollment | My Academics | Grades | Reentry Application

Voter Verification Letter



WISCONSIN
UNIVERSITY OF WISCONSIN-MADISON

February 25, 2018

RE: Name
Address

Address: Madison, WI 53705-4806
Dane

To Whom it May Concern:

This is to certify enrollment status at the University of Wisconsin-Madison for Paul Malischke.

Term	Academic Career	Term Begin Date	Term Ending Date	Enrollment Status
Spring 2017-2018	Specials	12/25/2017	05/13/2018	

The information above is taken directly from the University of Wisconsin-Madison's Student Center as it existed on the issuance date above. By producing and submitting this form, the student whose name appears above accepts responsibility for the accuracy of self-reported address information.


Scott Owczarek
University Registrar



Alternative POE

Class schedule, or tuition fee receipt

ASM bus pass for the current semester

When used as POE, the address does not matter.

Proof of enrollment is rarely needed

Important: Proof of enrollment is only needed when a student is using an expired student voter ID as proof of identity.

As an alternative to proof of enrollment, a UW-Madison student could go to voterID.wisc.edu and download a fresh ID.

Key web addresses

go.wisc.edu/Address

go.wisc.edu/Verify

MyVote.wi.gov



Resources

go.wisc.edu/LWV

- Link to this movie and pdf of slides
- Visual guides to POR
- pdf with list of key links



Resources

**This movie is at
go.wisc.edu/PollWorkerTraining**

**Take the short quiz!
go.wisc.edu/PollworkerQuiz**

Produced by Paul Malischke

