

# Registration Drives - UW-Madison Students

**Voting:**

**1. Proof of Residence**

**2. Voter ID**



# POR = Proof Of Residence

**Any UW web page is a  
government document.**



**UW-Madison POR**

**[go.wisc.edu/Address](https://go.wisc.edu/Address)**



# POR – student's address page

- go.wisc.edu/Address
- Student logs in
- Address page appears

8:43

Done madison.sis.wisc.edu

Profile

Addresses

Buckingham Badger

Home Address

Address	From
123 Badger Den Rd Chippewa Falls WI 54729 Chippewa	Current >

Mailing Address

Address	From
---------	------

8:43



Done madison.sis.wisc.edu

Profile

## Addresses

Buckingham Badger

### Home Address

+	
Address	From
123 Badger Den Rd Chippewa Falls WI 54729 Chippewa	Current >

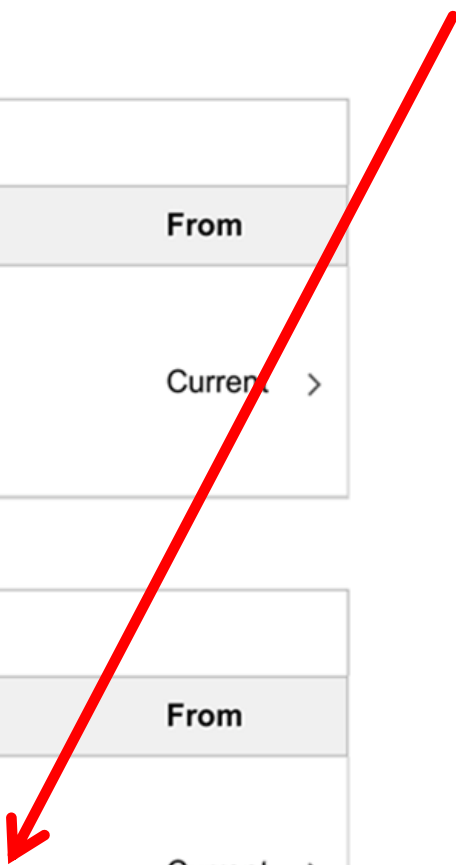
### Mailing Address

+	
Address	From
601 W Dayton St Madison WI 53703 Dane	Current >

To update the address:

Scroll down to Mailing Address

Click in the large box that has the mailing address.



A window pops up.

Edit the address in the popup window.

Click SAVE



Cancel **Edit Address** Save

Type Mailing

\*Country

\*Address 1

Address 2

Address 3

City

State

Postal

County

8:43



Done madison.sis.wisc.edu

Profile

### Addresses

Buckingham Badger

#### Home Address

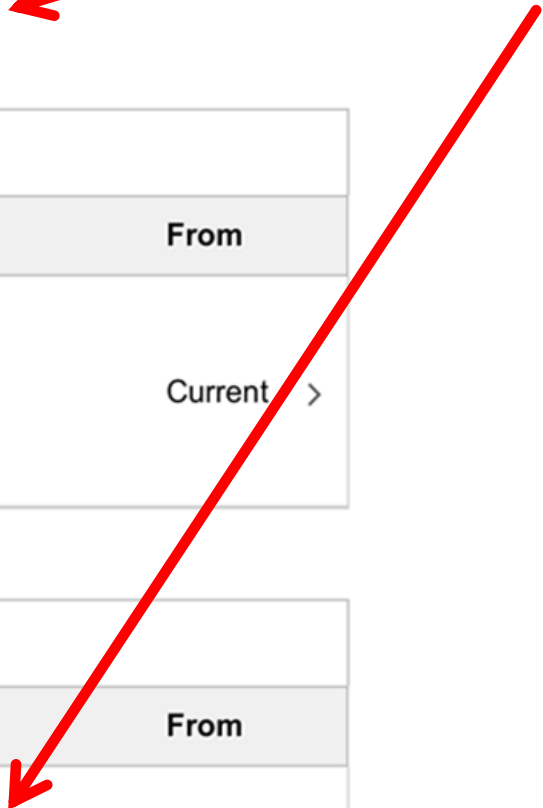
Address	From
123 Badger Den Rd Chippewa Falls WI 54729 Chippewa	Current >

#### Mailing Address

Address	From
601 W Dayton St Madison WI 53703 Dane	Current >

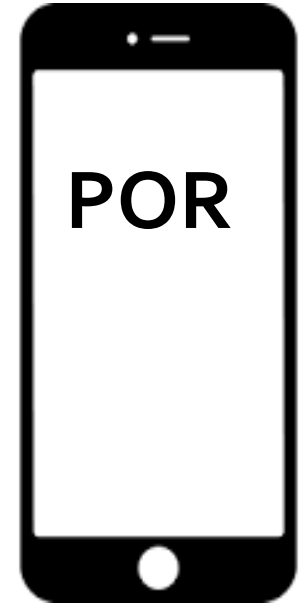
This screen has the student name and address

and is OK for POR.



# Address page via App

If using a phone and the  
Wisconsin app,  
there is an alternate path.

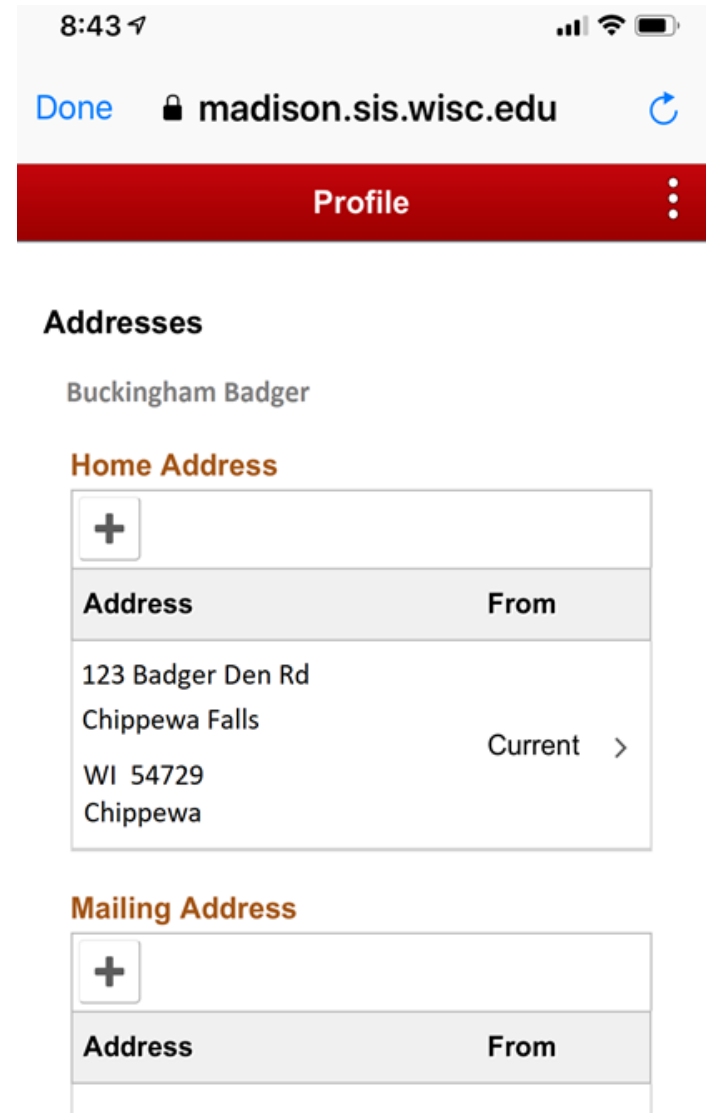




# Address page via App

Alternate path, using the  
Wisconsin App:

MyUW > Student Center >  
Profile > Addresses



# Documenting POR by poll workers

This Section for Official Use Only

Proof of Residence Type	WI DL	WI ID	UTIL	BANK/CC	PYCK	STDNT ID	GOV DOC	LSE	GOV ID	EMPL ID	REG/CAF/E	TAX	HMLSS
<b>G</b>													
Proof of Residence Issuing Entity <i>UW-Madison</i>				Proof of Residence # <i>N/A</i>			Date Complete/POR Received <i>Today's date</i>		Election Day Voter Number				
WisVote ID # _____				<input type="checkbox"/> Submitted by Mail			<input checked="" type="checkbox"/> <i>George Washington</i>						
Confidential Elector ID # _____							Official's Signature						
Ward	Sch. District	Alder		Cty. Supr.		Ct. Of App.		Assembly		St. Senate		Congress	

EL-131 (REV 2019-11)

Enter N/A, since there is no number on POR document

# Documenting POR by poll workers

This Section for Official Use Only

Proof of Residence Type	WI DL	WI ID	UTIL	BANK/CC	PYCK	STDNT ID	GOV DOC	LSE	GOV ID	EMPL ID	RE/CAFE	TAX	HMLSS
<b>G</b>													
Proof of Residence Issuing Entity <i>UW-Madison</i>				Proof of Residence # <i>N/A</i>			Date Complete/POR Received <i>Today's date</i>		Election Day Voter Number				
WisVote ID # _____				<input type="checkbox"/> Submitted by Mail			<input checked="" type="checkbox"/> <i>George Washington</i>						
Confidential Elector ID # _____							Official's Signature						
Ward	Sch. District	Alder		Cty. Supr.		Ct. Of App.		Assembly		St. Senate		Congress	

EL-131 (REV 2019-11)

Enter N/A, since there is no number on POR document

Pdf color  
visual guide →  
is available at  
[go.wisc.edu/LWV](http://go.wisc.edu/LWV)

Proof of residence for UW-Madison students living in the City of Madison  
2020

Including documentation by authorized poll workers

Student Center is a government document,  
which is shown by the UW web page URL



Addresses

Buckingham Badger

← Full name

Home Address

Address	From
123 Badger Den Rd Chippewa Falls WI 54729 Chippewa	Current >

Mailing Address

Address	From
601 W Dayton St Madison WI 53703 Dane	Current >

← Check that address is current  
and in City of Madison

1) The student goes to  
**go.wisc.edu/address** and logs in.  
Full path is MyUW> Student Center> Profile>  
Addresses.

2) Student Center is a government  
document, indicated by either

- the UW web page URL (if a browser is used)
- or UW logo (if the Wisconsin App is used) (not shown here)

3) To register using student's Madison  
mailing address:  
If address needs updating, scroll down to  
**Mailing Address**, which UW intends to  
be used.  
Click in the large box with the address.  
Update the address in the popup  
window. Click SAVE to close the window.

This returns to the Addresses screen,  
which can be used as Proof of Residence.

If you are an authorized poll worker, document the Proof of Residence on the  
bottom of the voter's registration form

G for Govt. Document      Issuing entity      Date      Registrar signature

Proof of Residence Type	WI DL	WI ID	BANK CC	PIYCK	STNDT ID	GOV DOC	LSE	GOV ID	EMPL ID	REG CASE	TAX	HMLSS
G						N/A				Today's date		
Proof of Residence Issuing Entity							Proof of Residence #		Date Complete/POR Received		Election Day Voter Number	
UW-Madison							N/A		Today's date			
WisVote ID #							<input type="checkbox"/> Submitted by Mail		<input checked="" type="checkbox"/> Official's Signature		George Washington	
Confidential Elector ID #												

Enter N/A, since there is no number on POR document

# Review Voter ID

**After registration,  
review Voter ID  
with the student.**



# Voter ID for UW-Madison Students

## NOT Acceptable:

- Standard “Wiscard”  
(no signature, expires in 5 yrs)
- Out-of-state ID



# Voter ID for UW-Madison Students

Free - student voter ID  
Get it at Union South Wiscard office



**Alternative: Quickly  
download a student voter ID**

[VoterID.wisc.edu](http://VoterID.wisc.edu)



# Go to voterID.wisc.edu, then log in as usual



## Login

NetID

[Forgot NetID](#)

Ex: bbadger

Password

[Forgot password](#)

Log In

## COVID-19 Resources

- [Smart Restart Website](#)
- [COVID-19 Health Screen](#)
- [Badger Pledge for Students](#)

## Need help?

- [Activate your NetID](#)
- [Modify your account](#)
- [Contact the Help Desk](#)

# Choose download or email

---

## VOTER ID CARD

- To vote in Wisconsin, you must be a U.S. citizen, at least 18 years old, and registered to vote at your current address.
- You must print and sign the ID document. (Need a printer? [Make an appointment](#))
- If you will be requesting an absentee ballot at [MyVote.wi.gov](http://MyVote.wi.gov), you can take a picture of the signed ID and upload the image when prompted.
- If you will be voting in person, you will need to present the physical paper card to the poll worker.
- Voter compliant ID cards can also be obtained at the Wiscard office in [Union South](#).
- The UW-Madison voter compliant ID card is valid for voting purposes only.

If you have questions, please contact the Wiscard office at [wiscard\\_id@union.wisc.edu](mailto:wiscard_id@union.wisc.edu) or visit [the Wiscard office](#).

DOWNLOAD THE VOTER ID CARD

or

EMAIL MY VOTER ID CARD TO ME


# pdf with ID

VoterId.pdf (SECURED) - Adobe Acrobat Reader DC


File Edit View Sign Window Help

Home Tools VoterId.pdf (SECUR... x

1 / 1 100%




**WISCONSIN**  
UNIVERSITY OF WISCONSIN-MADISON



**WISCONSIN**  
UNIVERSITY OF WISCONSIN-MADISON

**VOTER IDENTIFICATION**  
For voting purposes only.  
Must otherwise be eligible to vote.

  
**BUCKY BADGER**

ISSUED 11-17-2011  
EXPIRES 11-17-2013

Here is your UW-Madison voter compliant ID card.

1. Carefully read all information provided below.
2. Print this document on any printer.
3. Sign your name in the white box above the date issued.
4. Present the physical card to the poll worker for in-person voting.

**THIS CARD DOES NOT REGISTER YOU TO VOTE!**

Things you need to know about voting and using the UW–Madison Voter Identification Card.

- To vote in Wisconsin, you need to be a U.S. citizen, at least 18 years old, registered to vote at your current address, and present an acceptable photo ID when you vote. If you meet these requirements, you may use this card to verify your identity when you vote. The Wiscard is NOT acceptable for voting.

# In person voting: print, and sign.

VoterId.pdf (SECURED) - Adobe Acrobat Reader DC

File Edit View Sign Window Help

Home Tools VoterId.pdf (SECUR... x



Here is your UW-Madison voter compliant ID card.

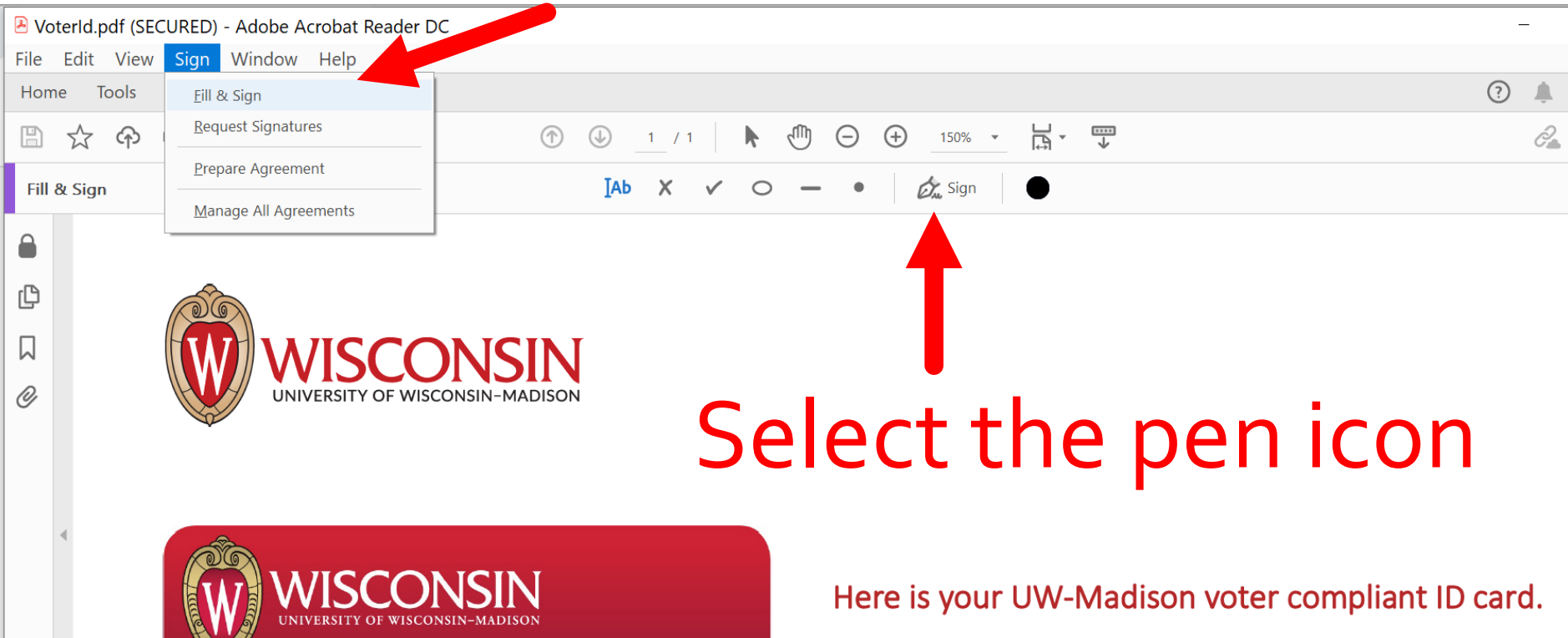
1. Carefully read all information provided below.
2. Print this document on any printer.
3. Sign your name in the white box above the date issued.
4. Present the physical card to the poll worker for in-person voting.

## **THIS CARD DOES NOT REGISTER YOU TO VOTE!**

Things you need to know about voting and using the UW-Madison Voter Identification Card.

- To vote in Wisconsin, you need to be a U.S. citizen, at least 18 years old, registered to vote at your current address, and present an acceptable photo ID when you vote. If you meet these requirements, you may use this card to verify your identity when you vote. The Wiscard is NOT acceptable for voting.

# Mail voting: Click SIGN, FILL and SIGN

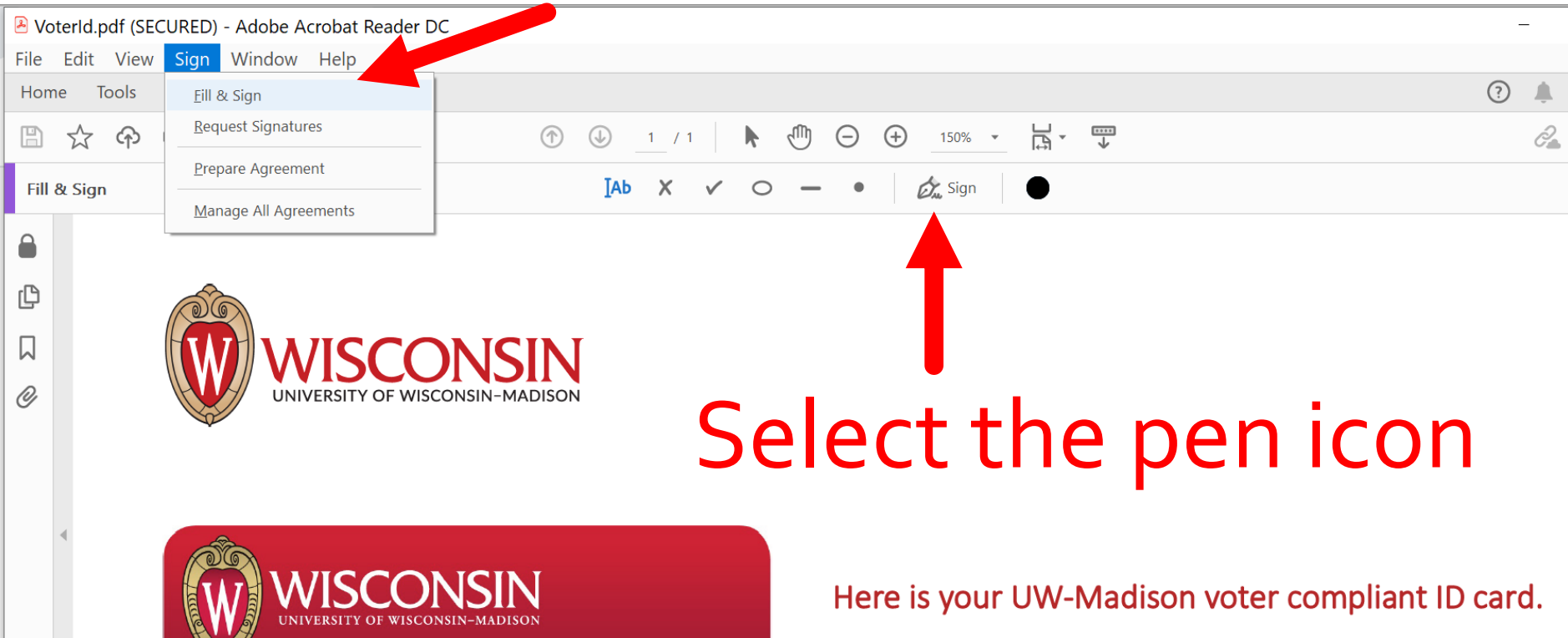


The screenshot shows the Adobe Acrobat Reader DC interface. The title bar reads "VoterId.pdf (SECURED) - Adobe Acrobat Reader DC". The menu bar includes "File", "Edit", "View", "Sign", "Window", and "Help". The "Sign" menu is open, showing options: "Fill & Sign", "Request Signatures", "Prepare Agreement", and "Manage All Agreements". A red arrow points to the "Sign" menu. The toolbar below the menu bar includes navigation and editing tools, with a "Sign" icon (a pen nib) highlighted by a red arrow. The document content displays the University of Wisconsin-Madison logo and text: "WISCONSIN UNIVERSITY OF WISCONSIN-MADISON". A red banner at the bottom of the document contains the same logo and text.

Select the pen icon

Here is your UW-Madison voter compliant ID card.

# Mail voting: Click SIGN, FILL and SIGN



The screenshot shows the Adobe Acrobat Reader DC interface. The title bar reads "VoterId.pdf (SECURED) - Adobe Acrobat Reader DC". The menu bar includes "File", "Edit", "View", "Sign", "Window", and "Help". The "Sign" menu is open, showing options: "Fill & Sign", "Request Signatures", "Prepare Agreement", and "Manage All Agreements". A red arrow points to the "Sign" menu. The toolbar below the menu bar includes navigation and editing tools, with a "Sign" icon (a pen nib) highlighted by another red arrow. The main content area displays the University of Wisconsin-Madison logo and a red banner with the text "WISCONSIN UNIVERSITY OF WISCONSIN-MADISON".

Select the pen icon

Here is your UW-Madison voter compliant ID card.

VoterId.pdf (SECURED) - Adobe Acrobat Reader DC

File Edit View Sign Window Help

Home Tools VoterId.pdf (SECUR... x

Fill & Sign

Ab X ✓ ○ - • | Sign

W WISCONSIN UNIVERSITY OF WISCONSIN-MADISON

W WISCONSIN UNIVERSITY OF WISCONSIN-MADISON

Add Signature +

Add Initials +

Here is your UW-Madison voter c



Type



Draw



Image



*Bucky Badger*

Change style ▾

Save signature

Cancel

Apply



Apply



# Resources

[go.wisc.edu/LWV](http://go.wisc.edu/LWV)

- Link to this movie and pdf of slides
- Visual guides to POR



# Resources

**This movie is at  
[go.wisc.edu/UWPOR](http://go.wisc.edu/UWPOR)**

Produced by Paul Malischke

